



GLOBAL

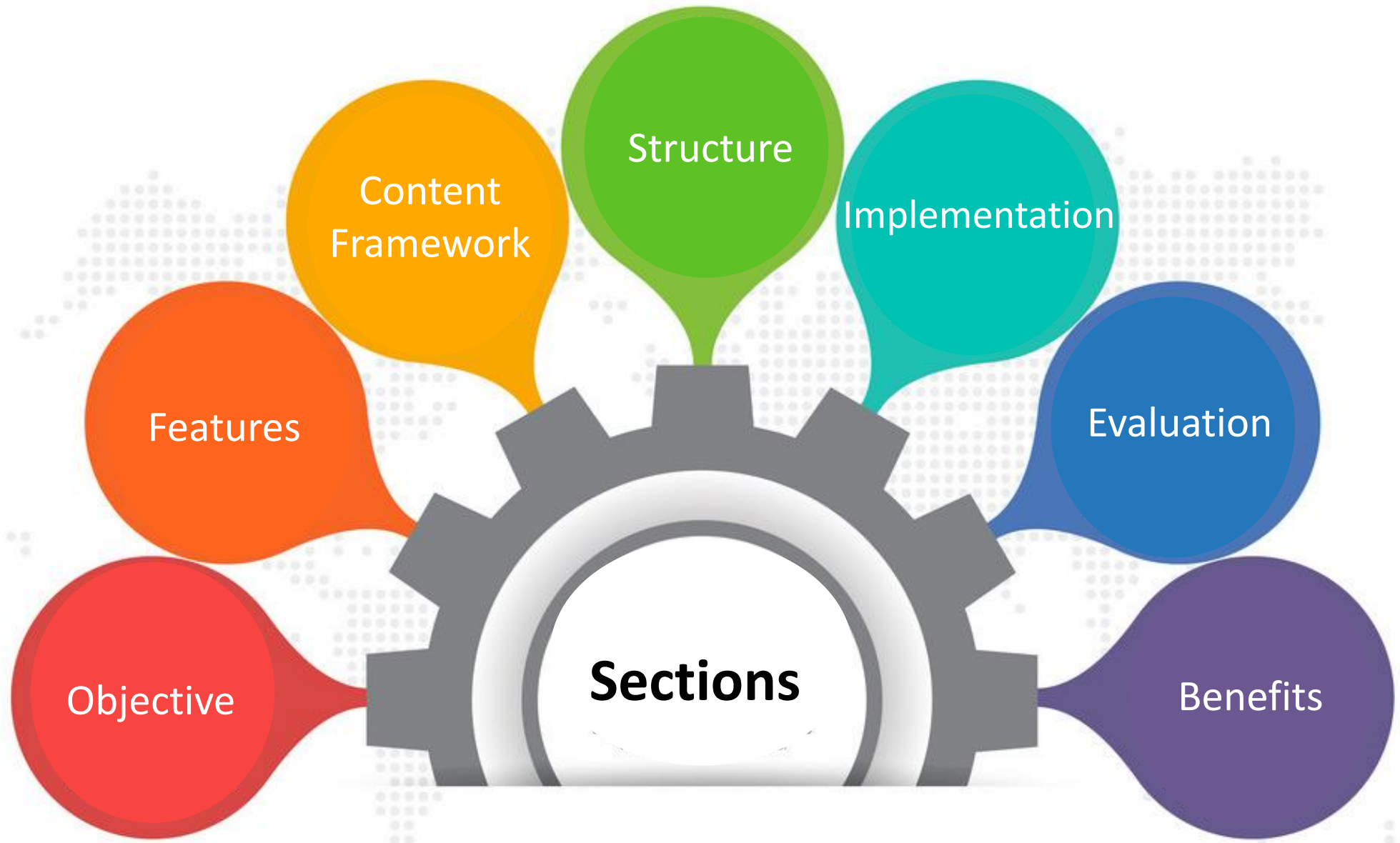
AWARENESS

PROGRAM

TEACHER MANUAL

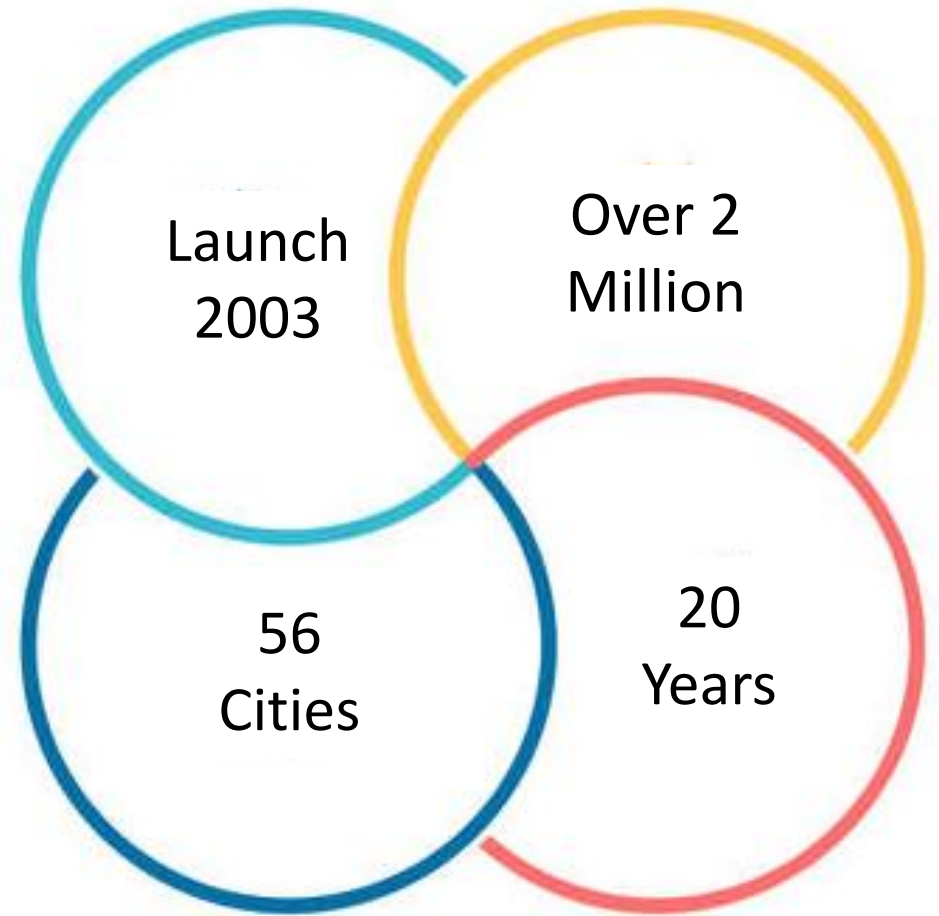
How will this manual help?

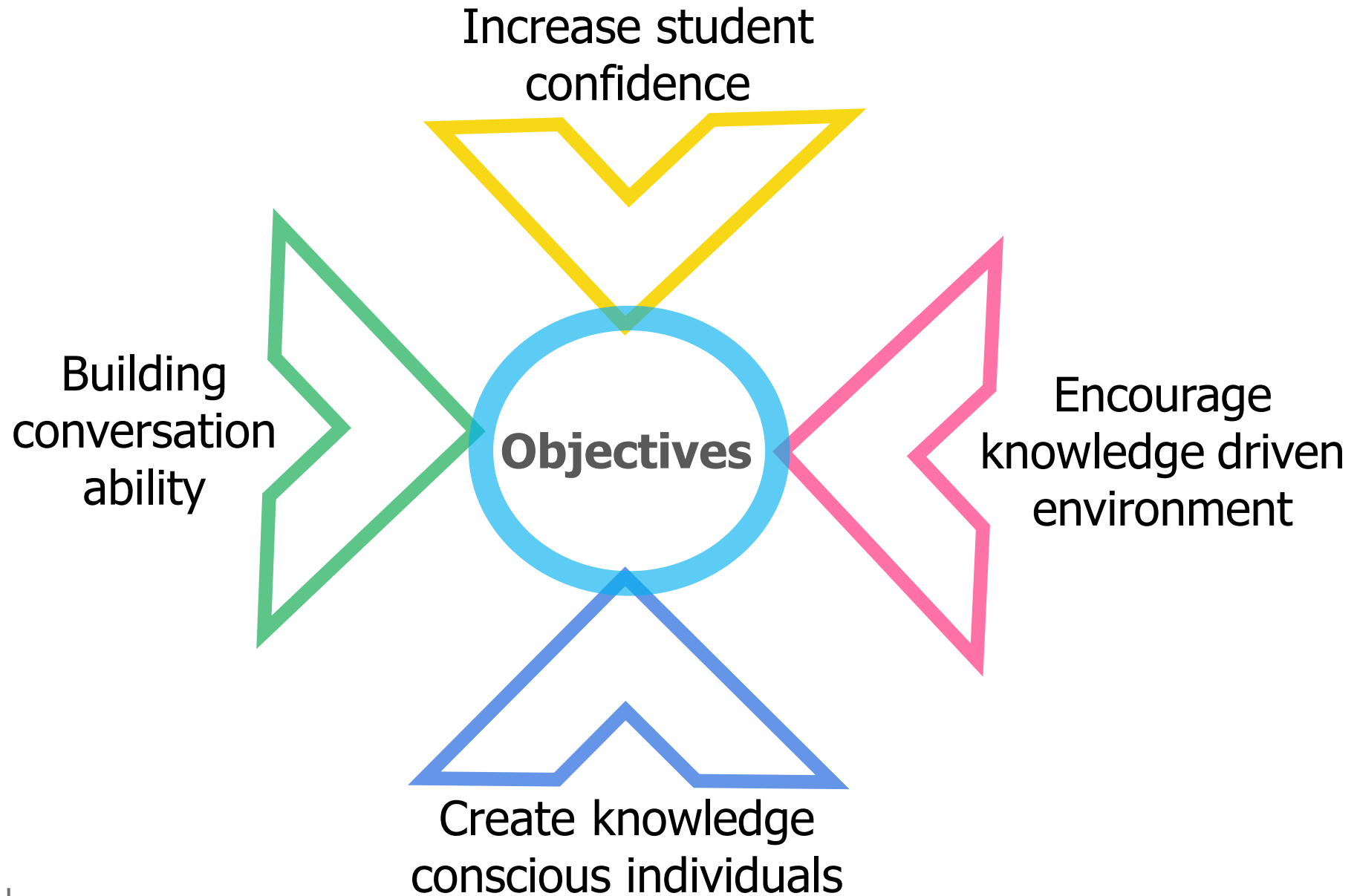
1. To specify the objective & offerings of the program.
2. To understand the content structure and format.
3. Provides teacher inputs that enhance the student experience month-on-month.
4. The measurable takeaway.
5. Lesson planning for the month.

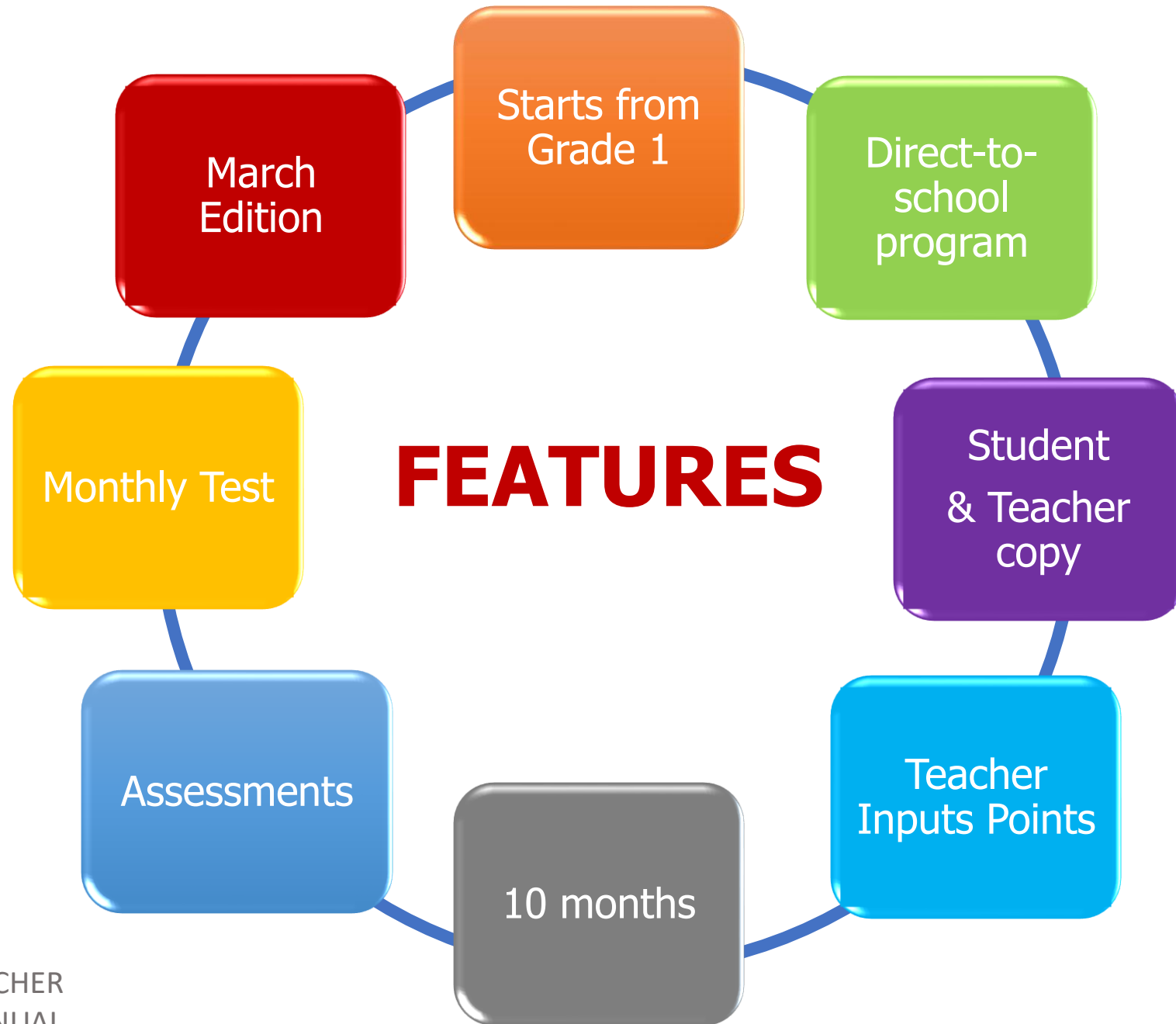


The **Global Awareness Program (GAP)** is India's first focused general knowledge initiative aimed at both teachers and students.

The program aims to create, enhance and sustain awareness levels with respect to global happenings and current events on a month-to-month basis.

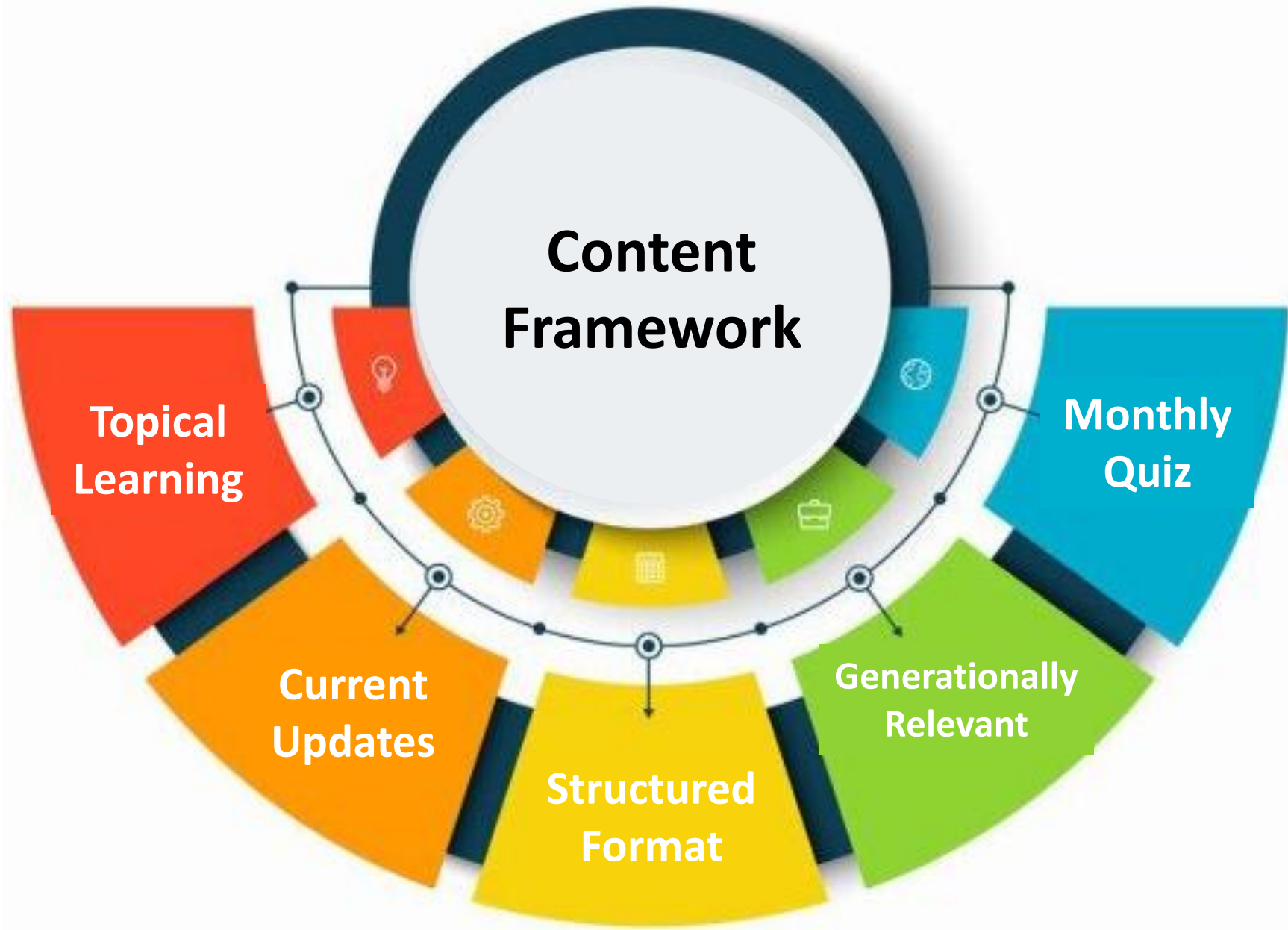








- ✓ The program is spread across 10 months.
- ✓ It consists of monthly books provided every month.
- ✓ Content for the books is created every month including current affairs.
- ✓ A separate Teacher Copy is provided for the teacher with additional inputs.
- ✓ Teacher manual is provided online.
- ✓ Assessments are provided online and are password protected.
- ✓ The monthly books is part of the direct-to-school program and are not available anywhere else in the retail market.



Topical Learning

Content will have relevance for a particular month in the book. For Eg:- JK Rowling’s birthday in the month of July or World Environment Day in the month of June.

Current Updates

Current updates are key as a monthly program. However, we are very different from magazines or newspaper and focus on the information around the news. **News is information. What goes beyond is KNOWLEDGE.**

Structured Format

We follow a logical structure to help recall. Example:- If the topic is USA – the we cover, 1. Geographical location on the world map; 2. Which continent; 3. Capital of the country; 4. Currency; 5. Head of state; etc.

Generationally Relevant

We focus on topics that are generationally relevant to different age groups. This also helps you as a teacher to connect better with today’s kids as they see you as relevant to their generation.

Monthly Quiz

Ready test/worksheet material provided in every Gaptopedia. It is the discretion of the teacher on how they want to use this Quiz. If the schools want a formal assessment they could use the same though we suggest fun based learning.

200 facts

**ANNUAL
LEARNING
OPPORTUNITY
for the STUDENT**

As a teacher, you would have seamlessly touched your child's life with close to 200 new nuggets from across the world in one year for each level.


Structure of the Program

Class 1 & 2 | Level Beginner



Class 1 & 2 | Student Book


Class 3 & 4 | Level 1



Teacher textbook

Student workbook


Class 5 & 6 | level 2



Teacher textbook

Student workbook

Class 7 onwards | Level 3

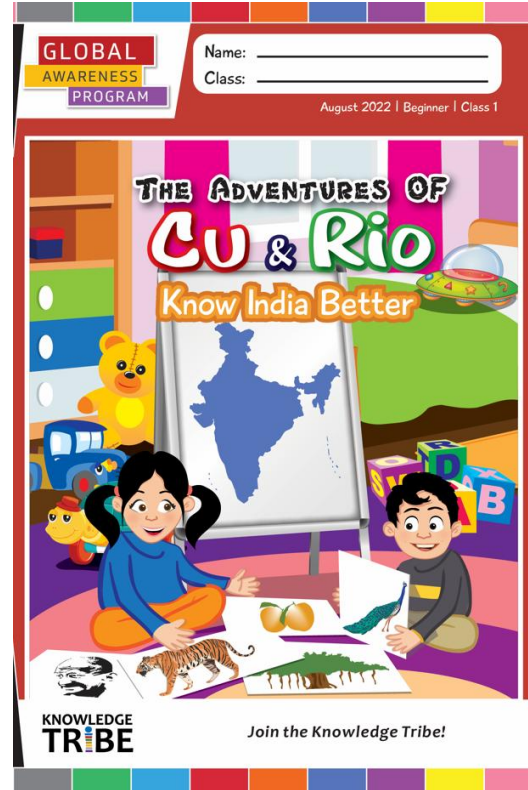
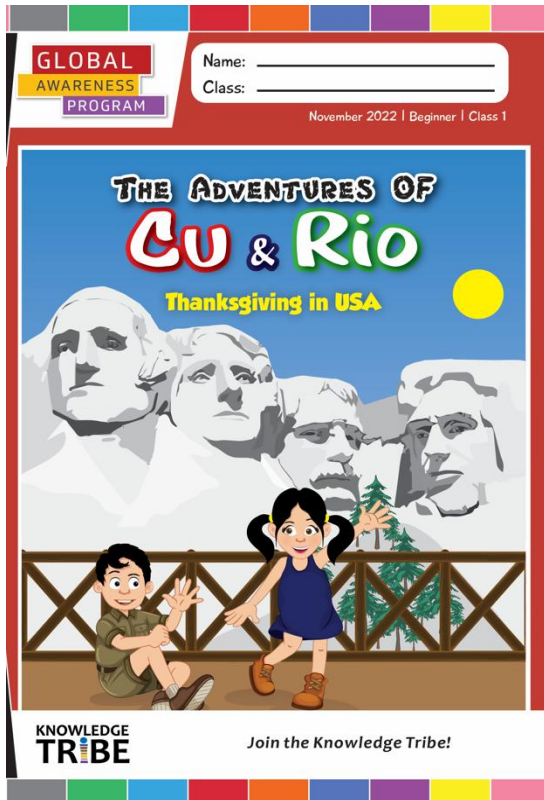


Teacher Textbook

Student workbook



Class 1 & 2 | Level Beginner



The Adventures of Cu & Rio is a fascinating creation where two young friends travel the world and in the process share information about the world around us in a simple, story-based format.

For the teacher, this is an exciting book to keep the kids engaged and to start the process of making kids interested in the world around them.

How it helps?



- ✓ Makes the child think and ask from an early age.
- ✓ Builds curiosity in the child
- ✓ Helps relate to the world around them
Enjoys information
- ✓ Boosts confidence at an early age



Note:- As this is a story format, there is no Separate book for the teacher.

1

June 2016

"Good morning children," said Seema Ma'am, as she came to the class.

Seema

2

June 2016

Cu came in front of the class and started talking about what she had read.

"I read about animals named okapi and sloth," said Cu.

"Okapi is an animal found in Africa. It eats grass, leaves and fruits."

"Why is okapi unique?" asked Rio.

"Okapi looks very different. It looks like a horse and has stripes* on its legs like a zebra," replied Cu. "This is a picture of an okapi."

Beginner | June 2016

Story with full page illustrations

10

BE CURIOUS

Match the unique qualities of these animals to their names.

a. They eat slowly. They go from one branch to another slowly and climb a tree slowly.

b. They have a long nose.

c. They have big eyes, big round ears and a long tail.

d. They look like deer and some of them have horns.

Beginner | June 2016

Interactive exercises

12

QUIZ TIME

Tick the right answer.

1 What is unique about the animal okapi?

It looks like a bird. It looks like a horse and has stripes on its legs like a zebra.

2 How is a sloth different from other animals?

A sloth sleeps a lot. A sloth is always awake.

3 Which animal looks like a pig?

Galago Tapir

4 Where are aye-eyes found?

Madagascar All around the world

Quiz based exercise

HAPPY BIRTHDAY

Mahesh Bhupathi

He is a famous Indian tennis player.

He has won many international tennis tournaments.

He won the Arjuna Award for his achievements in tennis.

He has also been awarded the 'Padma Shri', one of India's civilian awards.

Mahesh Bhupathi was born on June 7th, 1974.

15
Beginner | June 2016

Birthday page

WORD BOX

Pluck To **Pluck** is to quickly pull something.

Unique To be **Unique** is to be different from everyone and everything else.

Snow **Snow** is the soft, white pieces of ice that fall from the sky when it is very cold.

Notice Board **Notice Board** is a board on a wall where papers having information and pictures can be put, for others to know.

Stripe A **Stripe** is a long line of colour.

SAY THESE RIGHT

• Tapir – Ta – Pi – Er or Ta – Per • Aye-Aye – i – i

KNOW THESE

Bamboo Giant Panda Fossa

World Environment Day

It is celebrated on June 5th every year. On this day, steps are taken to protect our environment.

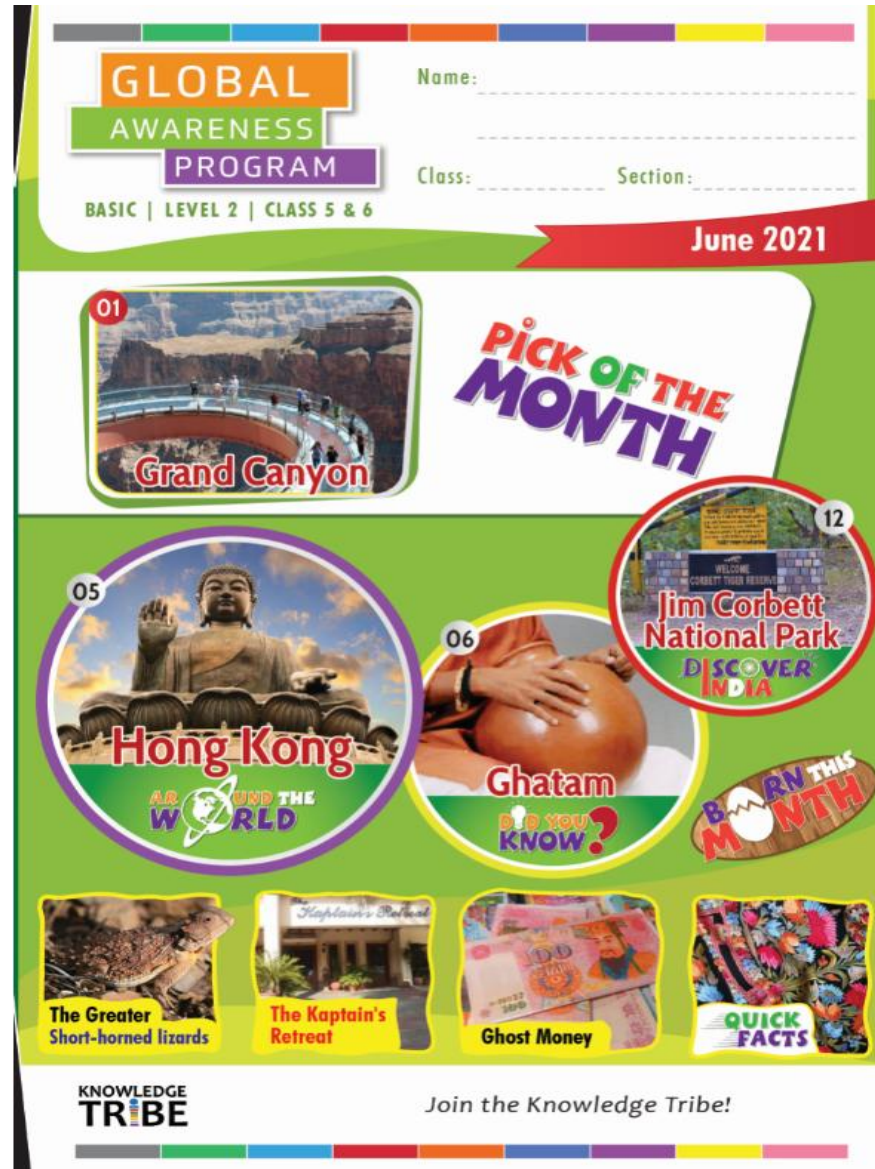
16
Beginner | June 2016

Section to introduce new words in the story

Structure for Levels 1, 2 & 3

Clear indication of Level and class

A 'Home page' inspired cover showing the content in the book that changes every month.



Month & Year


Colour coded levels

Page numbers included

LEVEL 1

Billy Arjan Singh

GAP PROFILES



Billy Arjan Singh

- 'Billy' Arjan Singh was an Indian hunter, who later worked hard to protect wildlife in India.
- He was born in 1917, in Uttar Pradesh, into a royal Sikh family. He was fondly called 'Billy'.
- As his father managed a huge estate, Arjan had plenty of land and spent much of his youth hunting many tigers.
- However, it was after killing a young leopard that he vowed not to kill animals anymore. He instead devoted his entire life to protect wildlife.
- He set up his own house at the outskirts of the forest area near Uttar Pradesh and named it 'Tiger Haven'. He lived here till his death.
- In order to protect wildlife in India, he played a major role in imposing a ban on shooting tigers for sport.
- He was also responsible for the creation of the 'Dudhwa National Park' in Uttar Pradesh.
- For his contributions to protection of wildlife, he was conferred with many awards including the Padma Bhushan, one of India's civilian awards.
- Arjan Singh passed away in 2010 at the age of 92.

Did You Know

- He killed his first leopard at the age of 12 and his first tiger at 14.
- He hand-reared 3 leopards and 1 tiger, and later left them in the wild.
- He has written many books on tigers and wildlife.
- He tracked the tigers in the wild armed only with a stick.
- He built a thatched enclosure called 'Gran's Cage' for his mother at his residence, as his aged mother was scared of the leopards and tigress, which roamed freely around his home.



3

Colour coded levels

Easy to understand language

Illustrative pictures and photographs

Interesting information

Section divisions

Ready-made worksheets and brain teasers that foster thinking skills

LEVEL 1

Name _____

Class _____ Sec _____

MONTHLY GAP QUIZ

Max. Score: 25

I. TOUR OF ROME (5X1=5)

Strike out the numerals

1. T897H4E C65O4L23
2. 145T87RE69V42IF8
3. 2N67A5T36IO89NAL
4. ST. 3P5E88T64E9R3
5. P21AN32T67H8E3ON

II. QUICK QUIZ (10x1=10)

1. Belonging to the cat family, the _____ tiger is very rare to find.
 - White
 - Bengal
2. What are orchids in the world of plants?
 - Fruits
 - Flowers
3. What is 'Amrit Sarovar' inside the Golden Temple complex in Amritsar?
 - Sacred Pool
 - The Community Kitchen
4. Women in ancient China followed the tradition of binding their feet to achieve _____.
 - Small feet
 - Large feet
5. Rome is the capital of which country?
 - Italy
 - France
6. What does a 'pharmacist' sell?
 - Medicines
 - Grocery
7. Located in Rome, this was a huge amphitheatre built by the ancient Romans to watch sporting events and games. Which one?
 - The Pantheon
 - The Colosseum of Rome
8. 'Gurdwara' is a place of worship for people of which religion?
 - Sikhs
 - Buddhists
9. Which of these is an example of an orchid?
 - Vanilla plant
 - Strawberry plant
10. Indian wildlife conservationist Billy Arjan Singh played a major role in creating which national park?
 - Jim Corbett National Park
 - Dudhwa National Park

IV. PICTURE QUIZ (4x1=4)

LEVEL 1

1. He played a major role in protecting the tigers of India.



2. Identify this family of Rome.



4. The shoes that w Chinese women, feet shortened th of foot binding.



III. THE WORLD OF ORCHIDS (6x1=6)


Some of these orchids strangely resemble the creatures in the animal kingdom. Use the help box to identify them.



Help Box

Tiger orchid | Bee orchid | Dove orchid
 Monkey orchid | Spider orchid | Flying duck orchid

LEVEL 2 Master the art of storytelling using these six pictures. All you have to do is write an imaginary story, not exceeding eight lines. Note that all these 6 pictures should feature in your story.




STORY TIME

13

GK is a trigger for communication and expression. We have created a section for children to form imaginative stories based on images from around the world.

LEVEL 3 **You Be The Detective**

A do it yourself game, where you need to answer five questions based on clues in the photograph. Go ahead, start detecting!



You Be The DETECTIVE

1. What kind of hot beverage does the person like?

2. Which sport does he like playing?

3. Which object found on the beach, does this person like collecting?

4. Which National Geographic magazine does he like to read?

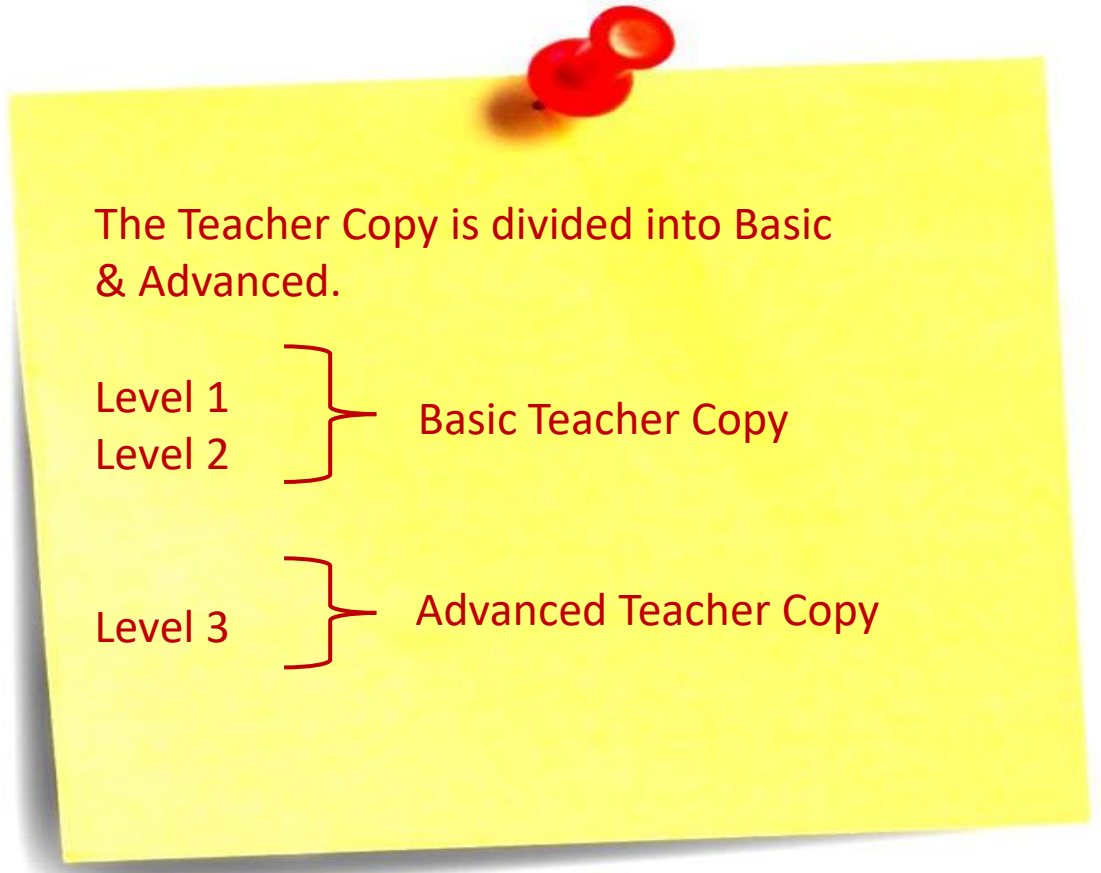


5. Which underwater recreational activity does this person like?

11

‘You Be the Detective’ is based on an image created by us. Certain questions are posed based on the image.

The students have to use various clues in the image and deduce the answers.

This activity is given for Level 3, where the level of understanding and ability to apply knowledge is quite developed.



STUDENT COPY

Lotus Feet

LEVEL 1



Normal Feet Compared to Lotus Feet

- Lotus Feet was the name given to the bound feet of some women in ancient China.
- It was considered to be a symbol of status and beauty.
- The tradition lasted for more than 1,000 years. It ended almost 100 years back.



Lotus Feet

- According to this practice, tight cloth bindings were applied to the feet of young girls, to prevent growth of their feet.
- The process typically started at a very young age.
- The toes were bent backwards and broken, forcing the front and back of the foot together, giving the appearance of a high arch and tiny foot. These tiny feet were then encased in beautifully decorated shoes.
- The ideal foot size for Lotus Feet was about three to four inches! The process was very painful and would take about two years.
- The most common problem with bound feet was infection and foul smell. They would often cover it up with perfumes and scented powders.

Interesting Facts

- Women who had to work in the fields and factories did not bind their feet, as they required normal feet to do their work. Only women from rich families followed this practice.
- Women with small feet were considered beautiful and hoped to get married into wealthy families.
- A number of older women who continued the traditional practice in spite of the ban, can still be found in China.



6

Crisp short points

More detailed information

TEACHER COPY

What You Know

Lotus Feet

Lotus Feet was the name given to the bound feet of Chinese women, which was revered in ancient China as a symbol of status, beauty and identity. The tradition lasted for more than 1,000 years. The practice of foot binding was officially banned in 1911, but continued to be found in remote areas of China up until the late 1940s.

The Foot binding practice

The Foot binding practice involved incredibly tight cloth, bindings being applied to the feet of young girls to prevent growth of their feet. Despite being painful, millions of Chinese women stood firm in their devotion to the tradition.

The process typically started from the ages of four until nine, before the arch of the foot could start developing. The toes were bent backwards, pressed downwards and finally squeezed into the sole. The bones in the foot would break, forcing the front and back of the foot together, giving the appearance of a high arch and tiny foot. Over the course of about two years, a girl's foot would be broken numerous times to get it to the perfect shape. These tiny feet were then encased in special shoes, often beautifully embroidered and embellished.

Foot Binding Facts

- The ideal foot size for Lotus Feet was about three to four inches!
- The most common problem with bound feet was infection and foul smell. They would use perfume and scented powder to mask the foul smell.
- Feet were often bound so tightly that it was impossible for women to walk for even short distances.
- Women who had to work in the fields and factories did not bind their feet as they required normal feet to do their chores. Foot binding was generally practiced by wealthy families, as only wealthy families could afford to have the women of the house not at work.
- Women with small feet were considered beautiful and hoped to get married into wealthy families.

14

LEVEL 1

STUDENT COPY

Orchids

PICK OF THE MONTH



Different Varieties of Orchids

- Orchids are one of the most popular flowers in the world.
- They are known for their beauty, amazing shapes and colours.
- There are many varieties of orchids and more are being discovered every year in the wild.
- They can be tiny or extremely large. They can survive from a few hours to several months, depending on the type.



Vanilla Orchid

- The Vanilla plant which gives us the vanilla flavour is a kind of orchid.
- Orchids have the tiniest seeds in the world.
- Growing an orchid requires a lot of patience, as it takes several years for the flowers to bloom.
- Orchids are used for decoration, to make perfumes, spices and as medicinal herbs.

Did You Know

- They are found on every continent, except Antarctica.
- Some of the orchids strangely resemble creatures from the animal kingdom.
- Orchids are the national flowers of many countries such as Indonesia, Singapore and Brazil, to name a few.

TEACHER'S COPY

...plant, which gives us the vanilla flavour is a species of orchid. The flavour is extracted from the pod of the plant. It is a vine-like climber that produces a bean, which can be dried and used as a flavouring agent.

- Some of the orchids, such as the 'bee orchids' and 'spider orchids' strangely resemble creatures from the animal kingdom.
- Orchids have the tiniest seeds in the world. This makes it a challenge to grow and cultivate them, as it takes the first flowers at least five to seven years to appear post germination.
- Orchids are used as ornamental plants, to make perfumes, spices and as medicinal herbs.

gap gyan What is 'Cymbidium namo'?

'Cymbidium namo' is an orchid species that is named after our current Prime Minister Narendra Modi. It was named after him during Modi's visit to a flower show in Sikkim, in early 2016.

TIPS

TEACHER INPUT POINTS

Orchids

You can initiate the discussion by asking the kids to name some flowers and later introduce them to 'orchids', one of the most popular flowers in the world.

Educate kids on some of the basic facts about this flower. Highlight the Gap Gyan.

2

GAP Gyan

Teacher Input Points (TIPS)

Sherlock Holmes

Sherlock Holmes is one of the most beloved figures in the history of mystery fiction.

- This fictional detective character was created by Scottish-born author and physician, Sir Arthur Conan Doyle.
- Known for his hawk-like features, piercing eyes, pipe, deerstalker cap and magnifying glasses, Holmes is tall, thin, a master of disguise, an expert boxer, and a student of chemistry who can play the violin.
- Holmes was first introduced in an adventure entitled 'A Study in Scarlet' in 1891.



Illustration of Sherlock Holmes



Sir Arthur Conan Doyle

- Holmes has inspired the creation of thousands of essays, poems, books, plays and films. Holmes has appeared on a number of stamps around the world.
- Doyle became tired of his creation and wanted to kill the character of Holmes in the short story titled 'The Final Problem' in 1893. But pressure from fans eventually persuaded Doyle to bring Holmes back to life.
- In 2002, Sherlock Holmes received a posthumous Honorary Fellowship from the Royal Society of Chemistry. Holmes is the first fictional character to receive such an honour, which is usually reserved for distinguished academics and industrialists.

Did You Know

- According to the stories, Sherlock Holmes was born in 1854.
- He was originally going to be called Sherrinford.
- There are statues of Sherlock Holmes in both Edinburgh and London.
- '221b Baker Street' in London, is the official home of Sherlock Holmes. It is billed as the 'World's Most Famous Address'. Holmes stays here with his friend, Dr. Watson and his housekeeper. This building is now a museum dedicated to the life of Sherlock Holmes.

221b

More detailed information

Sherlock Holmes

Sherlock Holmes is one of the most beloved figures in the history of mystery fiction. According to the stories, Sherlock Holmes was born in 1854. 'Sherlock Holmes' stories were written by the Scottish-born author and physician Sir Arthur Conan Doyle. While studying medicine at the University of Edinburgh, Doyle started writing stories including that of Sherlock Holmes.

The fictional detective

The fictional detective Holmes is popular across the globe. Sherlock Holmes is tall, thin, over 6ft, good at boxing, Baritsu-a form of martial art and fencing. He is also a violinist, master of disguise, a student of chemistry and a loyal friend.

Sherlock Holmes was originally going to be called Sherrinford. His hawk-like features, piercing eyes, dressing-gown, pipe, deerstalker cap and magnifying glass are details that are as enigmatic as the crimes he tried to solve. According to the Guinness Book of World Records, Sherlock Holmes is the most portrayed fictional character.

The first published stories appeared in London's 'Strand Magazine' in 1891. They have since been translated into many languages. Sherlock Holmes was established in the mind of the reader as a consulting detective between 1881 and 1904. The distinctive appearance of Sherlock Holmes was created by artist Sydney Paget. Sherlock Holmes was first introduced to the world, in an adventure entitled 'A Study in Scarlet'. Doyle became tired of his creation, killing him off in 1893, but then bringing him back to life due to public demand.

221b Baker Street

According to the books, Sherlock Holmes and his assistant Doctor Watson (also Created by Arthur Conan Doyle) lived at '221b Baker Street', London between 1881-1904. Today, the building is protected for its architectural and cultural heritage. It is popular as the 'World's Most Famous Address', official home of Sherlock Holmes!

It is now a museum dedicated to the life and times of Sherlock Holmes. The interior has been maintained exactly as described in the published stories. Visitors can sit in Mr. Holmes's armchair by the fireside to pose for photos. You can even enter his bedroom adjoining the study. His possessions are in their usual places.

3

LEVEL 3

Sherlock Holmes

GAP PROFILES

Sherlock Holmes is one of the most beloved figures in the history of mystery fiction.

- This fictional detective character was created by Scottish-born author and physician, Sir Arthur Conan Doyle.
- Known for his hawk-like features, piercing eyes, pipe, deerstalker cap and magnifying glasses, Holmes is tall, thin, a master of disguise, an expert boxer, and a student of chemistry who can play the violin.
- Holmes was first introduced in an adventure entitled 'A Study in Scarlet' in 1891.



Illustration of Sherlock Holmes



Sir Arthur Conan Doyle

- Holmes has inspired the creation of thousands of essays, poems, books, plays and films. Holmes has appeared on a number of stamps around the world.
- Doyle became tired of his creation and wanted to kill the character of Holmes in the short story titled 'The Final Problem' in 1893. But pressure from fans eventually persuaded Doyle to bring Holmes back to life.
- In 2002, Sherlock Holmes received a posthumous Honorary Fellowship from the Royal Society of Chemistry. Holmes is the first fictional character to receive such an honour, which is usually reserved for distinguished academics and industrialists.

Did You Know

- According to the stories, Sherlock Holmes was born in 1854.
- He was originally going to be called Sherrinford.
- There are statues of Sherlock Holmes in both Edinburgh and London.
- '221b Baker Street' in London, is the official home of Sherlock Holmes. It is billed as the 'World's Most Famous Address'. He stays here with his friend, Dr. Watson and his housekeeper, Mrs. Hudson. This building is now a museum dedicated to the life and times of Sherlock Holmes.



TEACHER'S COPY

...of Sherlock Holmes in both Edinburgh and London.

...and the Legend Lives On...

Sherlock Holmes has inspired the creation of thousands of books, plays, films and memorabilia. He is frequently quoted in magazines, newspapers, TV and radio.. Holmes has appeared on stamps in Nicaragua, San Marino, Britain, Canada and South Africa.

In 2002, Sherlock Holmes received a posthumous Honorary Fellowship from the Royal Society of Chemistry. Holmes is the first fictional character to receive such an honour, which is usually reserved for distinguished academics and industrialists.

Famous Sherlock Holmes Stories

A Study in Scarlet | A Sign of Four | The Final Problem | The Hound of the Baskervilles | The Case-Book of Sherlock Holmes

TIPS

TEACHER INPUT POINTS

Sherlock Holmes

You can ask the kids to name their favourite fictional character. Later introduce them to the world's most famous detective in literature: Sherlock Holmes. Inform kids on who created this character and some interesting facts about Sherlock Holmes.

Use this story to motivate kids to read some of the famous Sherlock Holmes stories.

More detailed information

100

Amazing Facts

The month of March is a month for recap and review of all subjects.

In March, the students receive an annual workbook with 100 amazing facts.

The answers to these are given in the Teacher copy so schools that seek to view this as an assessment sheet may do so.



Creating Session Plans

- ✓ Objective
- ✓ Delivery Plan
- ✓ Student Take-away

Session plans are a regular part of teaching methodologies.

The structure of this book helps easily to formulate an objective, delivery plan and student take-away for any section.

Creating Session Plans

<h2>Pre-class Preparation</h2>	<ul style="list-style-type: none">▪ Identify the topics to be covered for the week.▪ Identify the story to be discussed in class.▪ Carry the teacher copy to the class for added inputs
<h2>Handling the Class</h2>	<ul style="list-style-type: none">▪ Involve the entire class in discussing the topic.▪ Gauge student comfort level on subject▪ Use quizzes or an activity to sustain interest levels.
<h2>Activity based Recap</h2>	<ul style="list-style-type: none">▪ Monthly Quiz can be deployed as a test or even as an interactive quiz in class▪ From colouring to hunting people out of a puzzle to crosswords the books are full of activities

Proposed Weekly Session Plans

	BEGINNER	LEVEL 1	LEVEL 2	LEVEL 3
Wk 1 →	Story Colour Me	Pick of the month Did you Know Brain Teasers	Pick of the month Global Update Global Update Brain Teasers	Global Update Global Update Global Update You be the Detective
Wk 2 →	Story	Global Update Around the World Colour Me Abbreviations	GAP Profiles Around the World Did You Know Story Time	Pick of the month GAP Profiles Discover India Quick facts Gappenings
Wk 3 →	Be Curious Colour Me	GAP Profiles Discover India Quick Facts	Snippets GAP Gyan Gappenings Discover India	Snippets Around the World Born this month Book to read
Wk 4 →	Happy Birthday Quiz Time	GAP Gyan Born this month Monthly Quiz	Born this month Quick Facts Monthly Quiz	Interesting Origins Out of the Box GAP Gyan Monthly Quiz

Ways to Implement GAP effectively

Ignorance can be the beginning of Knowledge

Explain the importance of Global Awareness

Change the belief 'General Knowledge is only for the intelligent'

Connect & make it relevant to the world they live in

Ensure it is interactive

Start young

Evaluation is a key component of the program. **Assessment papers** will be provided for the **First Term** and the **Final Term**, which can be downloaded from the Greycaps website.



How to download the Assessments?

The screenshot shows the Greycaps website homepage. At the top, there is a navigation bar with links for 'Who we are', 'What we do', 'Testimonials', and 'Careers', along with a contact number '+91 8041202438' and a search bar. Below this are three main buttons: 'PRODUCTS', 'TEACHER TRIBE', and 'SHOP'. A 'JOIN THE KNOWLEDGE TRIBE' section includes social media icons for Facebook, Twitter, and LinkedIn. A central banner features a quote from G. Balasubramaniam (Pickbrain) about INDx. To the right, a 'DON'T MISS THESE' section lists several quizzes and articles. The main content area is divided into sections for 'Global Awareness Program', 'India Awareness Program', 'Stepping Stones', 'INDx', 'TT.W Article', and 'World Teachers' Quiz 2022'. A social media feed for Greycaps is visible on the right side.

A dark grey menu with the following items: 'Careers', 'Downloads', and 'Contact Us'. The 'Downloads' item is circled in red, and a red arrow points from this circle to the 'Downloads' link in the footer of the website screenshot.

The footer of the Greycaps website contains a grid of links. The 'Downloads' link is circled in red. Other links include 'About Greycaps', 'Our Strengths', 'Our History', 'Our Team', 'Content Development', 'Product Design and development', 'Quiz research & hosting', 'Digital Initiatives', 'Greycaps Milestones', 'Greycaps in the news', and 'Testimonials'. Social media icons for Facebook, Twitter, and LinkedIn are also present. The footer also includes 'Terms of Service', 'Privacy', 'Disclaimer', and a copyright notice '© 2020 Greycaps'.



How to download the Assessments?

Who we are ▾ What we do ▾ Testimonials Careers +91 8041202438 SEARCH ON GREYCAPS

GREYCAPS KNOWLEDGE TRIBE

PRODUCTS TEACHER TRIBE SHOP

JOIN THE KNOWLEDGE TRIBE

Home > Downloads


DOWNLOADS

CATALOGUES ASSESSMENTS TEACHER MANUALS CONFIRMATION FORMS

CATALOGUES ASSESSMENTS TEACHER MANUALS CONFIRMATION FORMS



DOWNLOAD NOW



DOWNLOAD NOW

GLOBAL AWARENESS PROGRAM

TEACHER MANUAL





JOIN THE KNOWLEDGE TRIBE

PRODUCTS

TEACHER TRIBE

SHOP

Home > Downloads

DOWNLOADS



CATALOGUES

ASSESSMENTS

TEACHER MANUALS

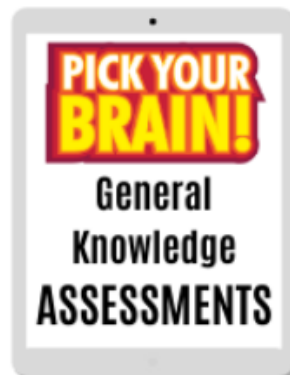
CONFIRMATION FORMS



DOWNLOAD NOW



DOWNLOAD NOW



DOWNLOAD NOW



DOWNLOAD NOW



DOWNLOAD NOW



DOWNLOAD NOW



[PRODUCTS](#)

[TEACHER TRIBE](#)

[SHOP](#)

[Home](#) > [Downloads](#) > [Global Awareness Assessments \(GAP\) Assessments](#)

GAP Assessments (Final Term)(2022-23)

[Level 1 Final term Assessment sheet](#)

[Level 1 Final term Answer sheet](#)

[Level 2 Final term Assessment sheet](#)

[Level 2 Final term Answer sheet](#)

[Level 3 Final term Assessment sheet](#)

[Level 3 Final term Answer sheet](#)

5 Core Areas of GAP

Descriptors

INDIA



I

Is knowledgeable about facts related to India

WORLD FACTS



W

Is knowledgeable about facts related to the World

CURRENT AFFAIRS



C

Is updated on current affairs and developments around the globe

PERSONALITIES



P

Is aware of important people and personalities across the world

NATIONS OF THE WORLD

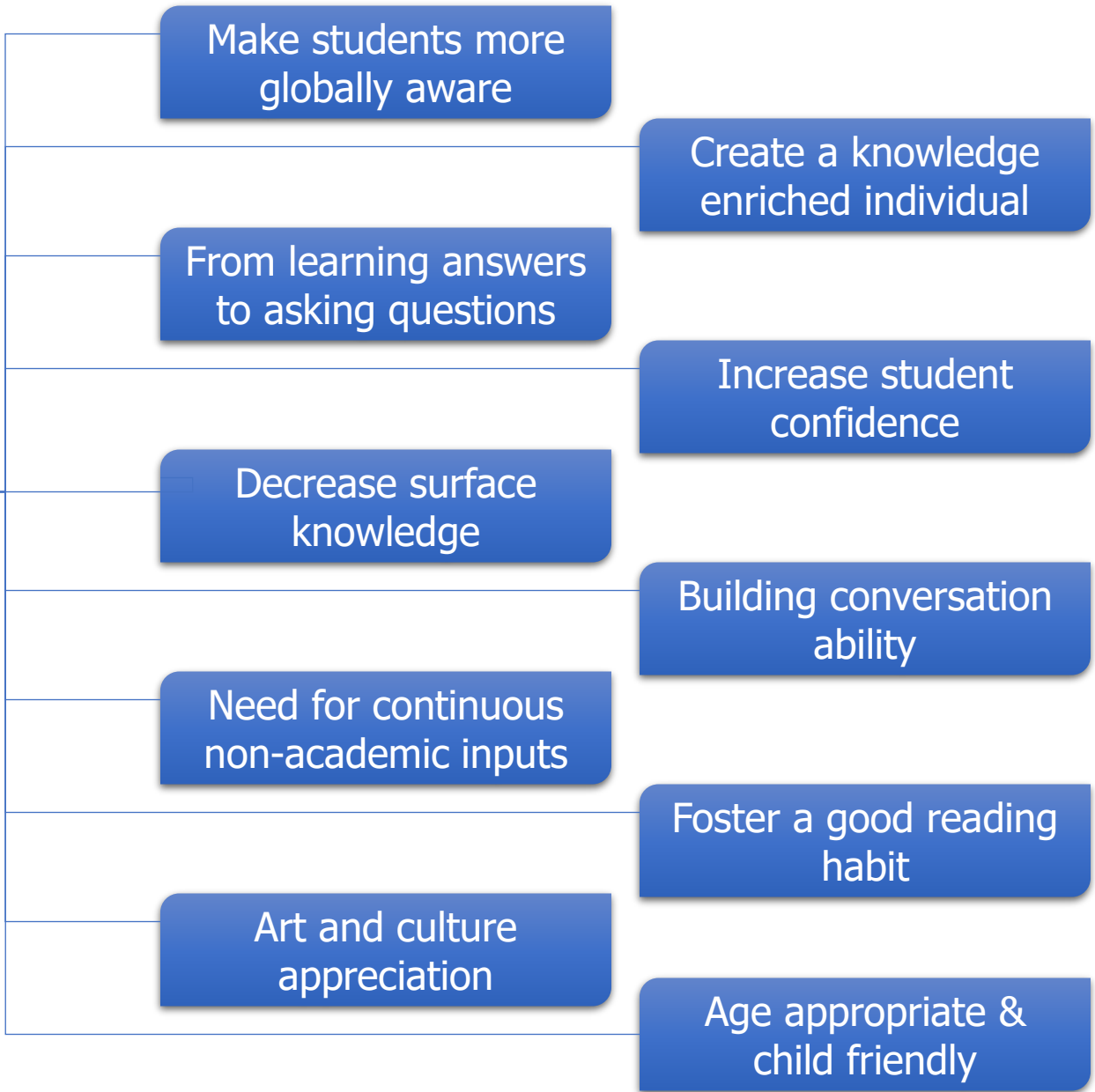


N

Is informed on facts about nations of this world

Code	Descriptors	A (5)	B	C	D	E (1)
I	1. Is knowledgeable about facts related to India	Has an excellent understanding of facts related to India	Has a good understanding of facts related to India	Has a moderate understanding of facts related to India	Has a basic understanding of facts related to India	Needs to improve awareness related to India
W	2. Is knowledgeable about facts related to the World	Has an excellent understanding of facts related to the World	Has a good understanding of facts related to the World	Has a moderate understanding of facts related to the World	Has a basic understanding of facts related to the World	Needs to improve awareness related to the World
C	3. Is updated on current affairs and developments around the globe	Is very cognizant of current global happenings and eager to know more.	Understands and relates to global happenings.	Is interested about current happenings.	Can develop more interest to be update on current affairs	Needs to be more open to being updated on current affairs.
P	4. Is aware of important people and personalities across the world	Has in-depth knowledge about famous people across the world along with their achievements and contributions.	Reflects keen interest in knowing about famous people around the world.	Has basic information on famous people around the world.	Is able to identify famous people around the world.	Needs to improve on awareness and identifying famous people around the world.
N	5. Is informed on facts about nations of this world	Has a thorough knowledge of facts related to nations of the world.	Is appreciative and aware of information related to nations of the world.	Has basic awareness of facts related to nations of the world.	Is capable of developing more interest in knowing basic facts about nations of the world.	Needs to be aware on basic facts related to nations of the world.

10 BENEFITS OF GAP



5
BENEFITS OF GAP

Relate to ever-changing student community

Contemporary topics

Teacher becomes the first source of information

Continuous learning for a teacher

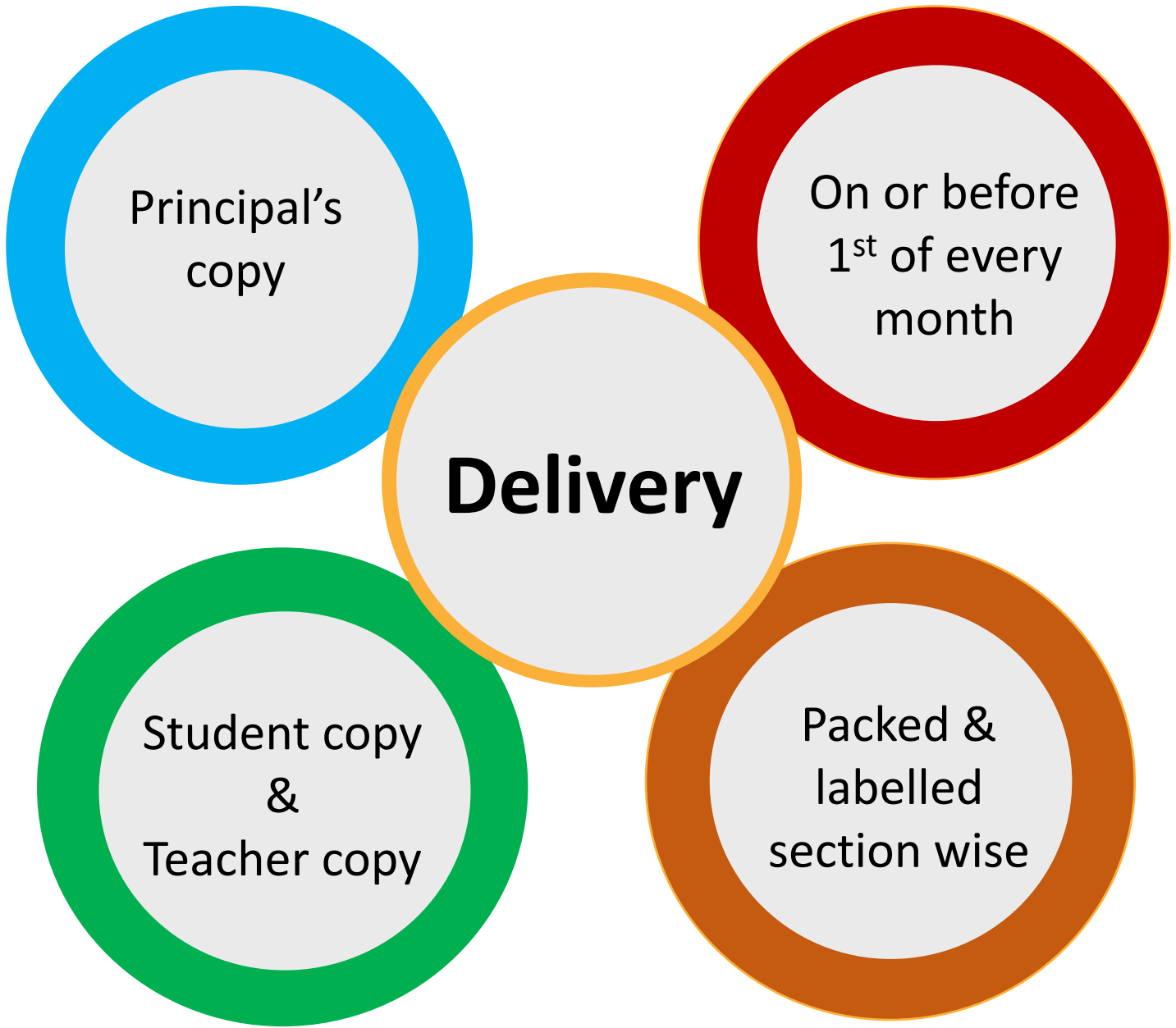
Monthly information capsule to stay ahead of the curve

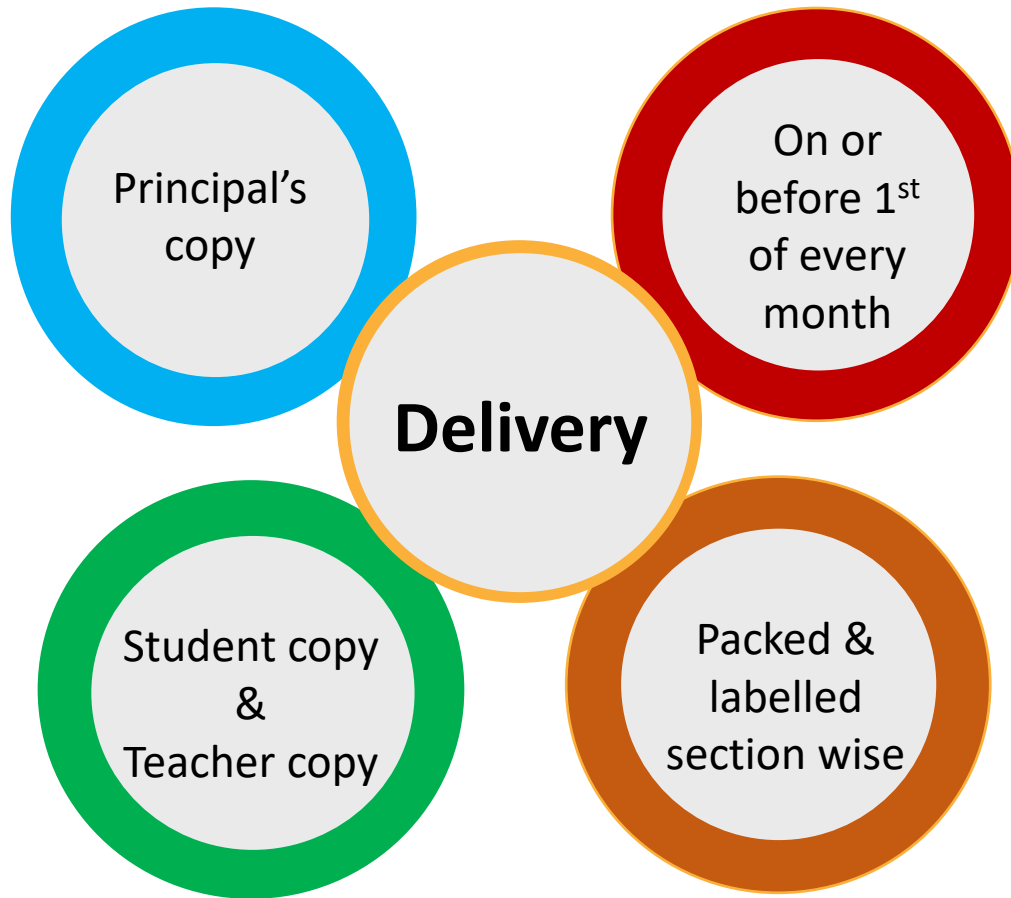
Using GAP
beyond the
book

- Essays
- Debates
- Collage
- Projects
- Charts
- Story Telling
- Quiz
- Spell Bee

Inter house
contests

Inter school
contests





- We deliver the book on or before 1st of every month.
- All books are packed and labelled section wise.
- Contains Student copy for students, Teacher copy and Student copy for the teacher.
- One copy for the Principal is also sent with the monthly consignment .
- Coordinators from Greycaps Knowledge Tribe will interact with the school coordinator of the program.

Thank you for being a
Teacher!

TEACHER
TRIBE
— .world

KNOWLEDGE
TRIBE
— .world

Quiz
shows

GLOBAL
AWARENESS
PROGRAM

INDIA
AWARENESS
PROGRAM

stepping
stones
FUTURE SKILLS PROGRAM

Join our
Knowledge
Initiatives
today!

INDX
THINK | SHARE | INSPIRE

one
min
LEARNING

GFFTE
GLOBAL FORUM FOR
TEACHER EXCELLENCE

THE STUDENT
LEADERSHIP
PROGRAM 2023

bala
& bala

PROFESSIONAL
DEVELOPMENT
PROGRAM *for*
TEACHERS

GLOBAL
AWARENESS
PROGRAM

TEACHE
MANUA

TRIBE