

**PICK YOUR  
BRAIN!** **TEACHER  
MANUAL**

**PICK YOUR  
BRAIN!**

**TEACHER MANUAL**



**GREYCAPS**

## WELCOME DEAR TEACHER...

It is always wonderful to interact with teachers who facilitate general knowledge enhancement. It is a subject whose value and importance is perhaps understood by a student only after they enter their college life or maybe even their career.

For a teacher, GK is one of those many selfless contributions that he or she makes to the life of a child. It is a subject that takes them closer to the real world and in this age of the knowledge tribe we live in, this attempt of igniting curiosity provides a critical edge for success.

We are glad to be with you in this endeavour of making children more knowledge-enabled and helping children READ, THINK and LEARN.



*Pick Your Brain*



## What's in it?

This Pick Your Brain manual is designed to help you, the teacher, understand...

1. The objective and offerings of the book
2. The content structure and hidden secrets
3. Teacher inputs that enhance the student experience
4. The benefits to the teacher and student
5. The measurable take away

**How will this manual help?**



# About the series

## CRITICAL FACTORS CONSIDERED

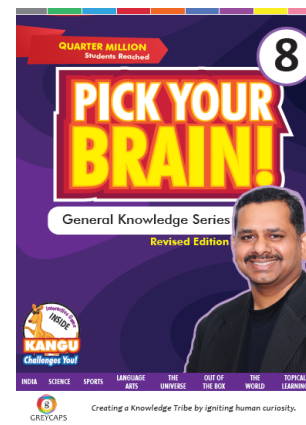
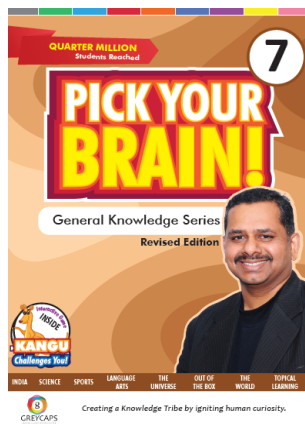
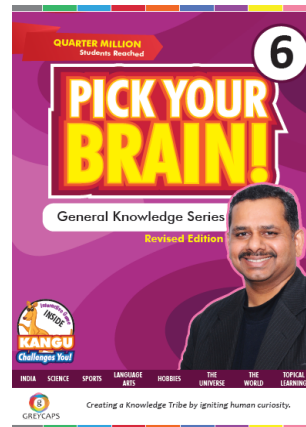
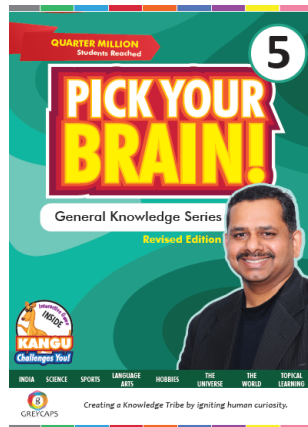
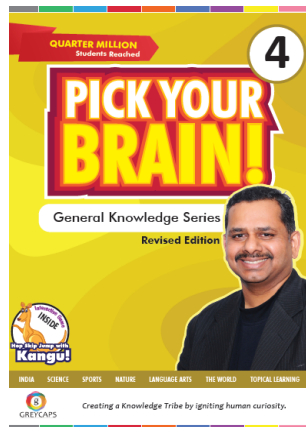
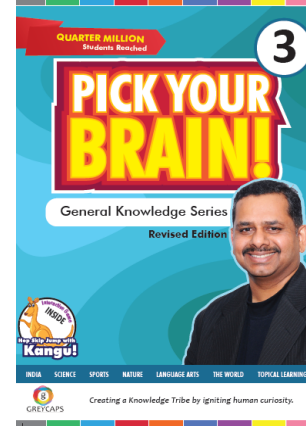
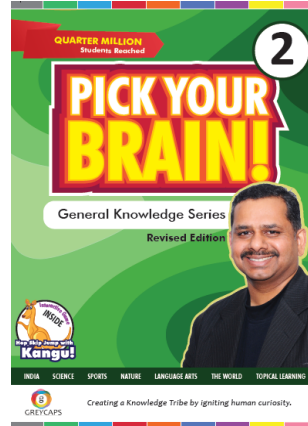
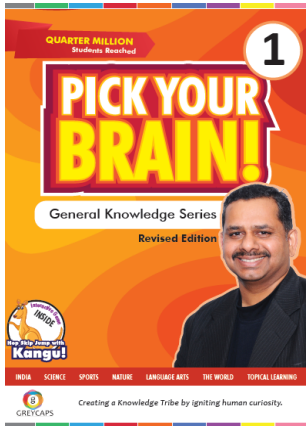
- General Knowledge in most schools is an added responsibility shouldered by a teacher who handles some other subject or subjects.
- It is the first GK book that methodically and practically calculates the **TIME AVAILABLE TO A TEACHER to teach General Knowledge.**
- It also factors the attention span (or lack of it) of the students and helps the teacher make the class more interactive and fun.



# PICK YOUR BRAIN! TEACHER MANUAL

## About the series

This is a comprehensively researched General Knowledge (GK) book series with age-appropriate information, designed to make GK more meaningful, fun oriented and interactive.



2011

Launched to celebrate **10 million children** reached by our quiz shows

2013

Over **30,000 students** have subscribed to PYB

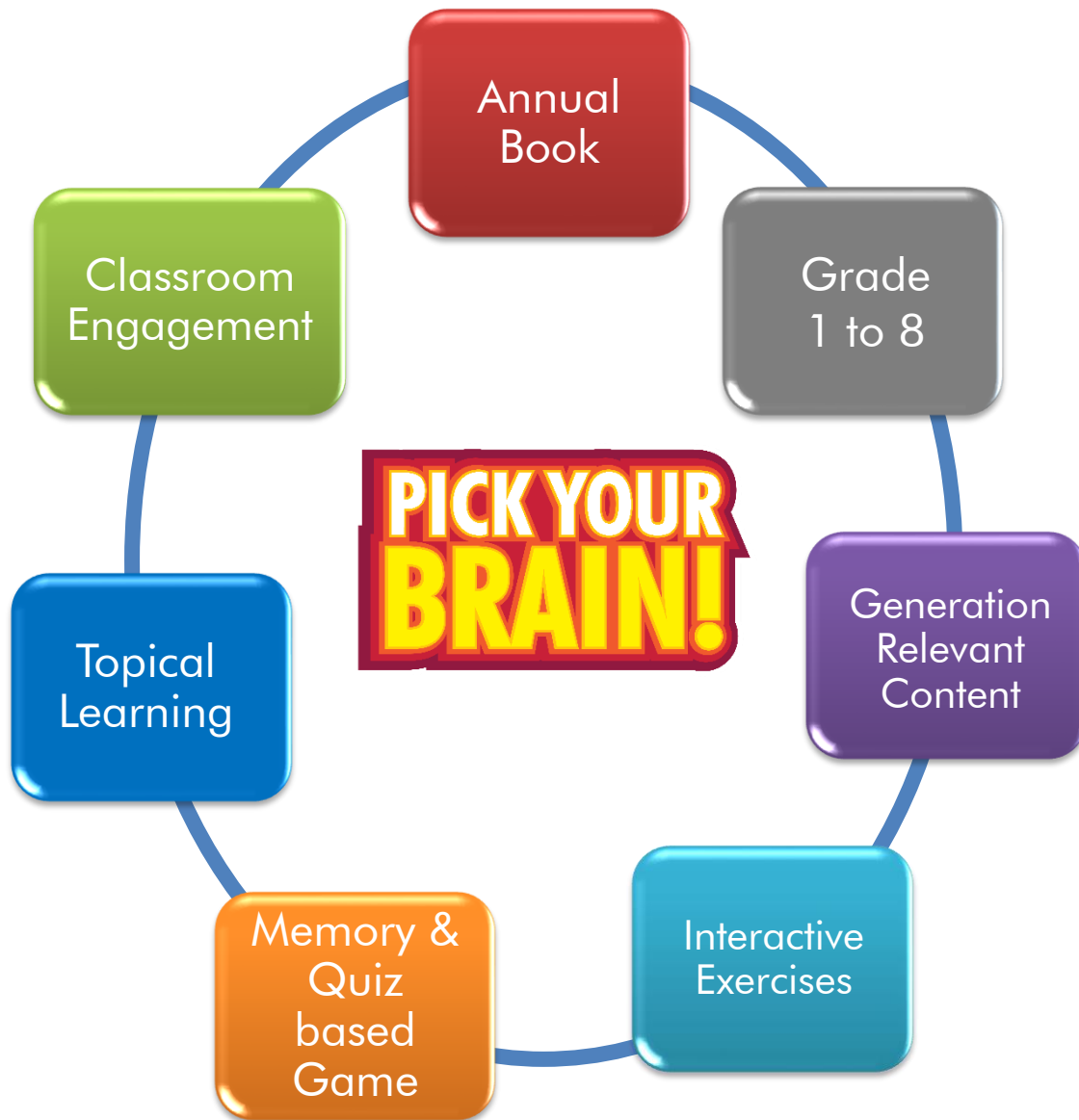
2016

Reaches over **46,000 students** across **109 schools** in India



GREYCAPS

## Features



Offered from Grade 1 to 8, Pick Your Brain has become the fastest selling GK book in India in terms of percentage growth.

This annual book is known for its generationally relevant content, interactive exercises and fantastic classroom engagement value.

The centerfold memory game and the sections of the book are carefully crafted to facilitate learning in a fun and engaging way.



**PICK YOUR  
BRAIN!**

# TEACHER MANUAL

# Content Matrix

The content matrix of this GK series is very dynamic. Each of the sections will provide you with ample inputs to equip your children with amazing knowledge nuggets.

**NATURE**

**LANGUAGE  
ARTS**

**SCIENCE**

**THE  
WORLD**

**INDIA**

**THE  
UNIVERSE**

**HOBBIES**

**SPORTS**

**OUT OF THE  
BOX**

**TOPICAL  
LEARNING**

Using appropriate months and helping children relate to facts in a more contextual manner.



GREYCAPS

# Content Matrix

The Content Matrix is clearly designed with relevance to age, to ignite curiosity.

SECTION BOOK	1	2	3	4	5	6	7	8
<b>INDIA</b>	✓	✓	✓	✓	✓	✓	✓	✓
<b>SPORTS</b>	✓	✓	✓	✓	✓	✓	✓	✓
<b>SCIENCE</b>	✓	✓	✓	✓	✓	✓	✓	✓
<b>THE WORLD</b>	✓	✓	✓	✓	✓	✓	✓	✓
<b>NATURE</b>	✓	✓	✓	✓				

SECTION BOOK	1	2	3	4	5	6	7	8
<b>LANGUAGE ARTS</b>	✓	✓	✓	✓	✓	✓	✓	✓
<b>HOBBIES</b>					✓	✓		
<b>THE UNIVERSE</b>					✓	✓	✓	✓
<b>OUT OF THE BOX</b>							✓	✓
<b>TOPICAL LEARNING</b>	✓	✓	✓	✓	✓	✓	✓	✓







Look out for these!


### Landmarks


Write down the names of the cities where each of these landmarks are located.



1  **Hawa Mahal**  
J   P

**Gol Gumbaz**  2  
B  J  P  R

3  **Victoria Memorial**  
K   K  T

**Lotus Temple**  4  
N   d   H

5  **Fatehpur Sikri**  
A   A

 The Taj Mahal Palace Hotel in Mumbai is over a 100 years old and is the oldest hotel in India. 

8

Every page is colour coded to identify which section it belongs to.

Photographs and illustrations - All colour images that bring the topic to life.

Content + Exercises ensure discussion-based sessions. As a teacher you will find this easy to moderate and create engagement.

You will discover interesting information about various topics captured under 'Pick on This'.



# Topical Learning


The only Indian GK book to have this feature. The objective is building contextual learning into an annual text book.

When you have one textbook for an entire year, how do you keep the content fresh and new on a monthly basis?

We introduced the **TOPICAL LEARNING** section in the book to make learning extremely engaging and topical, subjects which pertain to specific months in the year.


For eg: The June page will help you teach about the World Environment Day. As a teacher, you get to allocate **ONE PERIOD** a month to teaching the children something **RELEVANT** to that month.

## NOVEMBER



Dr. Salim Ali was a prominent Indian ornithologist (a person who studied birds). He observed and recorded the habitat of the birds in the Indian subcontinent and made an immense contribution to the field of ornithology. He is known as the 'Birdman of India'.


- Dr. Salim Ali was born on 12<sup>th</sup> November, 1896. He learnt about nature and the environment from his uncle.
- As a young boy, he shot a sparrow and went near it to pick it up. He noticed that the bird had a streak of yellow feathers under its neck. To know more about the yellow bird, he went to his uncle, who sent him to Bombay Natural History Society (BNHS).
- He discovered in BNHS, that the bird was a 'yellow-throated sparrow'. It was here that his interest for birds developed and he decided to become an ornithologist.
- After his education, he secured a job at the Bombay Natural History Society.
- He spent most of his time researching various birds. With the information he published a book and called it, 'The Book of Birds'.
- The Government of India established the Centre for Ornithology and Natural History, Coimbatore and the 'Dr. Salim Ali Bird Sanctuary'.
- He received the Padma Bhushan in 1975 and the Padma Vibhushan in 1976.



The BOOK OF BIRDS

---

## JUNE



World Environment Day is observed on 5<sup>th</sup> June every year. On this day, people all over the world try to raise awareness on the importance of saving and conserving our natural environment.


- Use recycled paper to save trees.
- Avoid using plastic bags.
- Buy more of 'environment-friendly' products.
- Use a bicycle or walk for short trips.
- When you stop at a traffic signal, turn off the engine to reduce emission of carbon dioxide.
- Plant more seeds in your garden. Plants are required to absorb carbon dioxide from the air.
- Use less energy by switching off lights, when you leave a room.
- Do not waste water.
- Do not buy items which are made by harming animals.
- Do not litter.

Let's learn how to make a bag out of newspapers.

● Cello tape ● Couple of Newspapers ● Woollen Threads

Try This Now...

1. Place couple of newspapers one above the other and start sticking them together.
2. You should now have 3 open sides. Make tiny holes through two sides of the papers leaving the top side open.
3. Take some long, colourful woollen threads together and start putting them into the holes together, on both sides. Form a design and tighten them a little. Make a final knot at the top of the opening.
4. Now, attach another long, colourful woollen thread to make a handle. Your paper bag is ready to be used. Enjoy it.



54

## Generation Relevant



Most of the content is based on the generational relevance and magnetism of the topic.

Our children are very much ahead of the times, so we have covered many topics which are relevant for them.

Some of our content features topics like Autographs, Famous Authors and Paintings, Unique Animals, Natural Wonders, Formula 1, interesting inventions, etc.



# Classroom Engagement

## Shakespeare & his Works



William Shakespeare was an English poet and playwright. He is often recognised as one of the world's greatest writers in the English language. He was born in the year 1564, at Stratford-upon-Avon, in England. He is often referred to as the 'Bard of Avon'.

He began as an actor and wrote over 154 poems and 37 plays. Shakespeare also introduced more than 1,700 new words to the English language.



**Plays**  
Performances on stage where actors act out stories.



**Operas**  
Plays where the actors sing in order to tell the stories.



**Musicals**  
Involves shows with a lot of singing and dancing.



**Ballets**  
Here, the story is told through graceful dance techniques.



**Noh**  
An old form of Japanese theatre, where traditional stories are retold.



**Kabuki**  
A form of Japanese theatre, only performed by men.



The planet Uranus has 27 Moons and some of them are named after characters from famous plays of William Shakespeare. Some of these are Titania, Oberon, Puck, Cressida, Portia, Rosalind, Miranda, Cordelia, Bianca, Ophelia, Juliet, etc. Titania is the largest moon of Uranus.

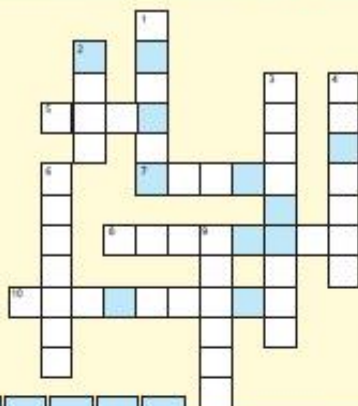
In the crossword puzzle, identify the complete names of these comedies and tragedies, written by Shakespeare. The letters with the blue shade form a name. Write in the space given below.

**ACROSS**

- 5. All's Well that \_\_\_\_\_ well
- 7. \_\_\_\_\_ and Juliet
- 8. The \_\_\_\_\_ of Venice
- 10. A \_\_\_\_\_ night's dream

**DOWN**

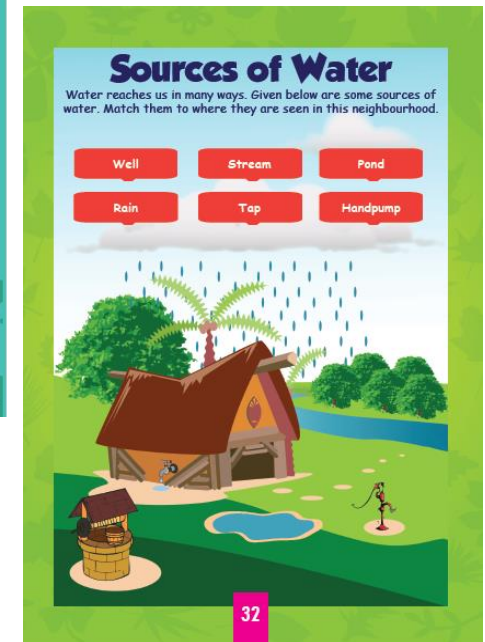

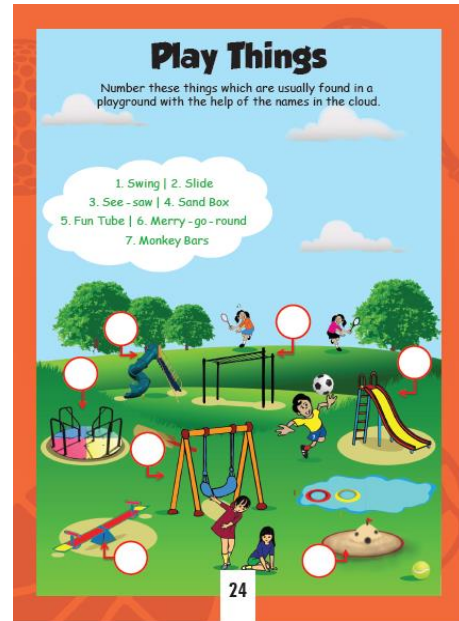

- 1. Julius \_\_\_\_\_
- 2. \_\_\_\_\_ Lear
- 3. Antony and \_\_\_\_\_
- 4. \_\_\_\_\_ Night
- 6. Much Ado about \_\_\_\_\_
- 9. The \_\_\_\_\_ of Errors



We have clues to answers which can enable teachers to start discussions in the classroom and helps foster a learning environment.

This is supported by extremely student friendly yet captivating research; like the moons of the planet Uranus bearing names of famous characters from Shakespeare's plays.





The key to engagement for kids is to present powerful illustrations to them, which capture their imagination. These will help you as a teacher to hold the attention of the students and make them appreciate the content and recall it better.

# Ignite Curiosity

Do this with an elder ONLY.

## MARCH

March is the month of colours, so let us learn how to make a rainbow at home.

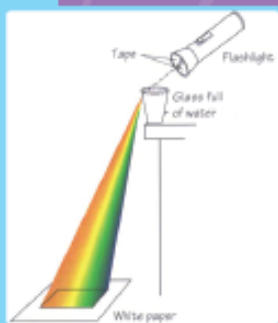
**YOU  
NEED  
THESE**

- Glass tumbler
- Water
- Table
- Flashlight
- Paper
- Black Masking Tape



Try this NOW...

- ♦ Take a glass tumbler. Fill it with water.
- ♦ Keep it at the edge of a table in a dark room.
- ♦ Place a sheet of plain white paper on the floor, a few inches away from the table.
- ♦ Take a torch or flashlight. Put two pieces of black masking tape over the front of the flashlight, so that the light comes through a thin, straight slit.
- ♦ Switch on the light and point it towards the glass as shown in the diagram. You will now see a rainbow on the piece of paper.



In some of the younger age groups, we have introduced activities like origami, planting seeds and making lemonade which encourages **activity based learning** (learning by doing).

Most (if not all) are safe self learning activities, however, learning experiences can be enhanced by your involvement.



# Activity based learning

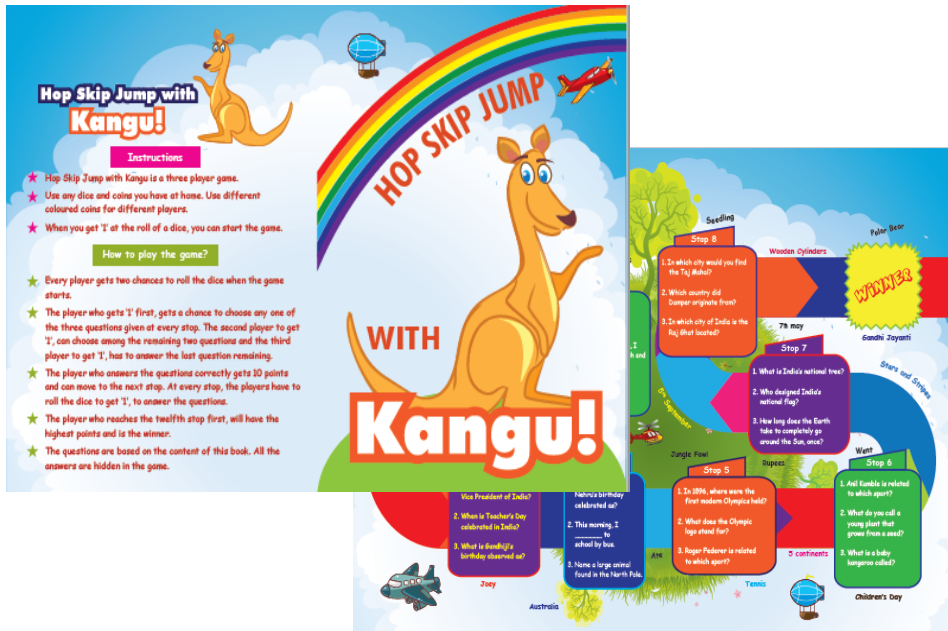
These are powerful **quiz and memory based games** created by the team.

These are **pull-out games**, specifically given as a take-away for students.

It also teaches children **reasoning skills**.

Grade 1-4 have a **levels based game**, while grades 5-8 have quiz cards for a memory game.

This is done intentionally keeping **age and attraction** factors in mind.



# Benefits

**10**

**BENEFITS  
OF PYB FOR  
STUDENTS**

Age appropriate and  
child friendly

Classroom engagement  
+ exercises

Decrease in surface  
knowledge

Activity based learning

Art and culture  
appreciation

Round the year student  
engagement

Increase in student  
confidence

Structured content  
which ignites curiosity

Memory enhancement

Facilitates reading,  
thinking and learning





# Benefits

## MONTHLY PLAN

Effective active teaching months would be 8 months (4 classes in a month), that's 32 weeks or classes in a year. All books have a range of 43 to 44 topics. One class in a month can be **Topical Learning**. In totality, each month can accommodate around 5 to 6 topics.

## STRUCTURED LEARNING

Each topic has been depicted in a structured format with a logical understanding. For example, when we profile Sachin Tendulkar, we start with general introduction, then details of birth date, place of birth, family background, etc., progressively moving on to interesting facts and trivia.

## CLASSROOM ENGAGEMENT

The format of the book ensures engaging discussions in the class, as the content provided to support the exercises kindles curiosity in the students and makes them ask questions.

## ACTIVITY BASED LEARNING

The activities in the book are very interesting which enables learning by doing, in turn honing the children's reasoning, thinking and situation management skills.



## **ANSWER BOOKS**

Along with the 8 Pick Your Brain books, there is a consolidated answer booklet available in both physical book and soft copy formats. Every teacher who uses the PYB textbook also gets the consolidated answer booklet. The soft copy format is segregated into individual files for each class, password protected\* and is available at [greycaps.com/downloads](http://greycaps.com/downloads).

## **ASSESSMENT SHEETS**

To further simplify the textbook for the teachers, there are PYB assessments available for each class. Each class consists of 2 sets of assessments. Answer scripts are also created for the same. These are password protected\* and available at [greycaps.com/downloads](http://greycaps.com/downloads).

---

\* The password for the Answer Booklet and the Assessment sheets is available with any member of our sales team, or you could reach us at +91 80 41202438.

**PICK YOUR  
BRAIN!**

**TEACHER  
MANUAL**

We thank you for being a GK teacher.



**GREYCAPS**

Greycaps India Pvt. Ltd. | No. 86, First Cross, Vysya Bank Colony,  
BTM 2<sup>nd</sup> Stage, Bangalore – 560076 | Tel: 080 41202438/42168124  
[www.greycaps.com](http://www.greycaps.com) | [abhay@greycaps.com](mailto:abhay@greycaps.com)



**GREYCAPS**